







Redial the Last Number	Press the  key twice.
Speed-Dial	In Idle Mode, hold down the appropriate key (2 to 9). Or, press the key and the  key.
Dial a Number in Your SIM Card	Enter the SIM location, press the # key, and press the  key.
Listen to Your Voice Mail	Press and hold the 1 key.





Store Numbers in Phonebook	<ol style="list-style-type: none"> ① Enter the number. ② Press the Save soft key. ③ Select the memory type and press the Select soft key. ④ If you select Phone, select the number type and press the Select soft key. ⑤ Enter the name and press the OK soft key. ⑥ If you select SIM, enter the location number and press the OK soft key.
Search for a Number in Phonebook	<ol style="list-style-type: none"> ① Press the Phonebook soft key in Idle Mode. ② Select Find name. ③ Enter a name. ④ Press the OK soft key. ⑤ Press the Left or Right key, if necessary. ⑥ Press the  key to dial.

SGH-E708 GPRS Telephone Quick Reference Card

Access the Menu Functions

- ① Press the Menu soft key in Idle Mode.
- ② Scroll with the Left or Down key through the main menus until you reach the required menu.
- ③ Scroll with the Up or Down key through the list of options until the required option is selected.
- ④ Press the Select soft key to confirm.

Each of the two soft keys ( and ) performs the function indicated by the text above them, on the bottom line on the display.

Switch On/ Off	Press and hold the  key.
Make a Call	① Enter the number. ② Press the  key.
End a Call	Press the  key.
Answer a Call	Open the phone or Press the  key.
Adjust the Volume	Press the volume keys on the left side of the phone.